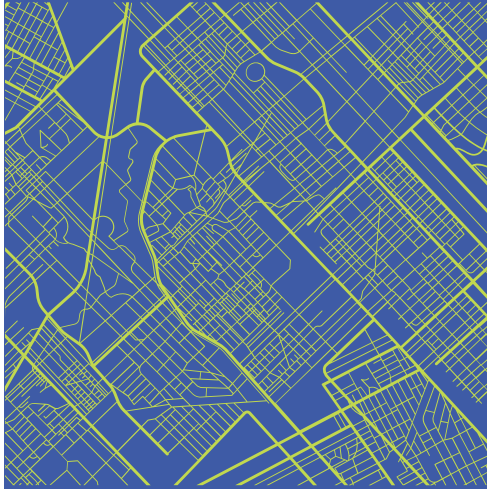


## 🌐 Social Explorer



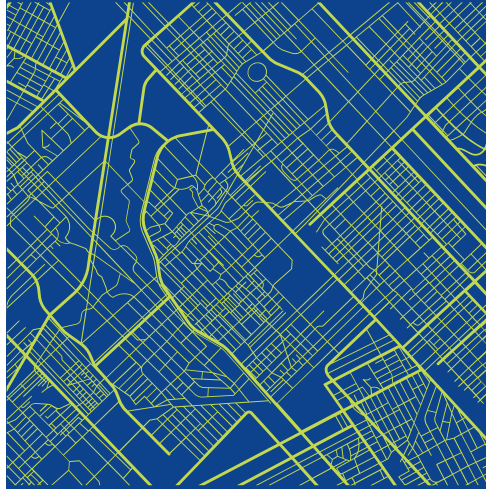
**550,000 indicators  
and 220+ year of data  
for the United States**

- Population
- Health
- Crime
- Businesses
- Environment

**Access through your  
library or [nclive.org](https://nclive.org)**



## 🌐 Social Explorer



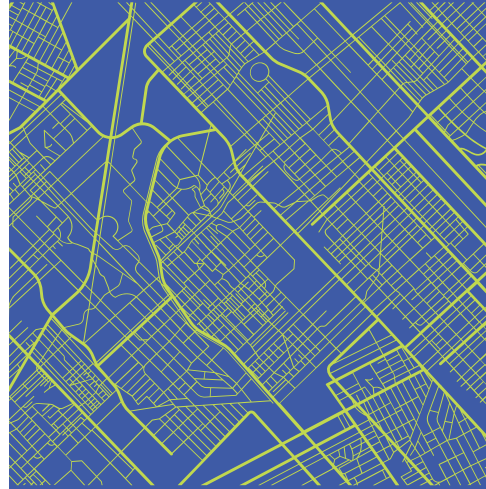
**550,000 indicators  
and 220+ year of data  
for the United States**

- Population
- Health
- Crime
- Businesses
- Environment

**Access through your  
library or [nclive.org](https://nclive.org)**



## 🌐 Social Explorer



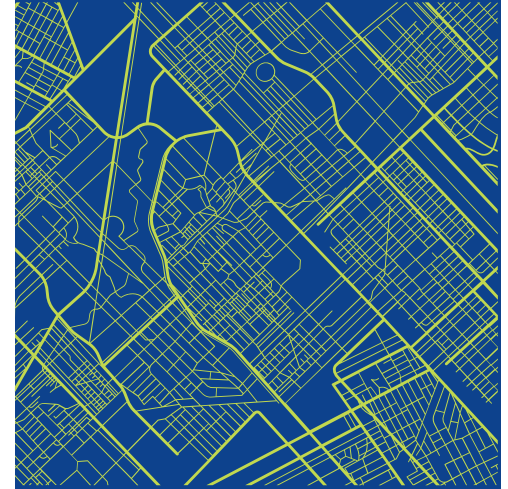
**550,000 indicators  
and 220+ year of data  
for the United States**

- Population
- Health
- Crime
- Businesses
- Environment

**Access through your  
library or [nclive.org](https://nclive.org)**



## 🌐 Social Explorer



**550,000 indicators  
and 220+ year of data  
for the United States**

- Population
- Health
- Crime
- Businesses
- Environment

**Access through your  
library or [nclive.org](https://nclive.org)**



## HOW TO LOG IN

---

### Option 1: Library Login

1. Go to your library's website
2. Find Social Explorer on the list of databases
3. Log in with your library card or school username

### Option 2: NC LIVE Login

1. Go to nclive.org
2. Find Social Explorer under "Resources" > "Browse All Databases"
3. Select your library and enter your library card or school username



## HOW TO LOG IN

---

### Option 1: Library Login

1. Go to your library's website
2. Find Social Explorer on the list of databases
3. Log in with your library card or school username

### Option 2: NC LIVE Login

1. Go to nclive.org
2. Find Social Explorer under "Resources" > "Browse All Databases"
3. Select your library and enter your library card or school username



## HOW TO LOG IN

---

### Option 1: Library Login

1. Go to your library's website
2. Find Social Explorer on the list of databases
3. Log in with your library card or school username

### Option 2: NC LIVE Login

1. Go to nclive.org
2. Find Social Explorer under "Resources" > "Browse All Databases"
3. Select your library and enter your library card or school username



## HOW TO LOG IN

---

### Option 1: Library Login

1. Go to your library's website
2. Find Social Explorer on the list of databases
3. Log in with your library card or school username

### Option 2: NC LIVE Login

1. Go to nclive.org
2. Find Social Explorer under "Resources" > "Browse All Databases"
3. Select your library and enter your library card or school username

